



Lesson 1

Up beats re, di, -1



Wind pressure to equalize these tones of scale would result in a crescendo on the same note but make these different notes of equal volume. Theory--each note has fixed wind pressure and is always the same--eliminates chance.



Space

1) Attack G 1--9--1
1--13--1

2) Attack G 1 5 9 5 1 (on counts of)
1 5 9 13 9 5 1

3) Attack G and crescendo



4) Attack and slur

1-- 5-- 9 - 13--of G scale

Apply lesson to every note on instrument.

Lesson 2

The attack on 1 to 9 must be this



not

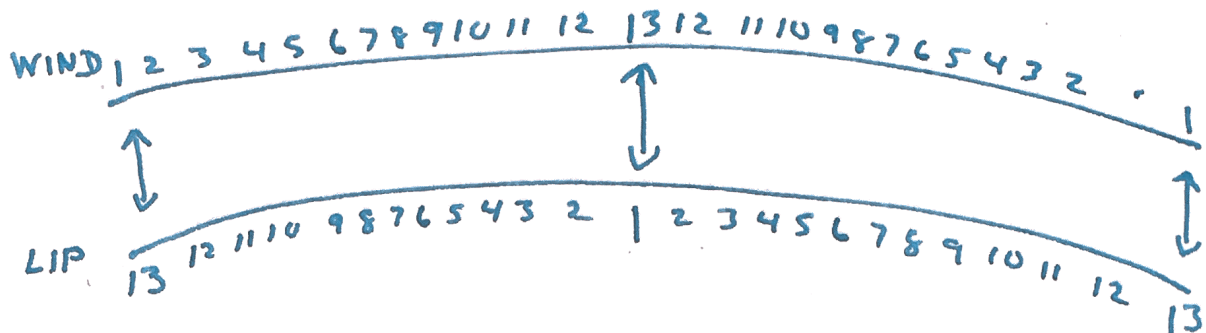


or



Play 1--5--9 -13-- n same note
Take breath after 13, attack 12. Repeat.

Chart

WIND AND LIP PRESSURE

Notes must all be on the breath--no wah--don't flap arms.

1) Play 1--5--9--13 of scale, first detached and then slurred (twice)
Hold last note.

2) Repeat with 13 (of greatest intensity) on lowest note:--1 (of least intensity) on highest note.

Playing a sport like boxing--not just blows--foot work.
Glide like a skater.

Scales--see chart of Wind and Lip Pressure

C to E

Once staccato, once legato. May take breath at top.

Do all scales--major and harmonic minors.

Lesson 3

1) Octaves A---A'

Start on 13 (low) to 1 on octave above (slurred). On this note increase to 13, diminish, and back to octave below on 1. Space between 2 and 1. Practice attacking 1--5--9--13.

2) Repeat in reverse i.e. 1 low, 13 high.

3) Scales as before--no cresc.--increase in air pressure balances and evens notes.

Never take breath between 4 and 1. All notes on the breath--no pinching or wobbling.

a. Detach


Not hard attack but continuation of breath of previous note.

b. Slur

Attack 1

4) Chromatic scale--low C to high E--special fingerings on c, d, e.
Take breath at top

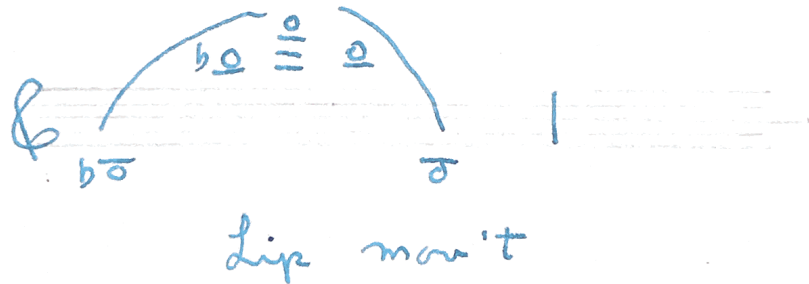
5) Barret
Exercise 1, 2, 3, and melody #1.




Gradual gradation from center to sides.

1. Scrape tip
2. Cut
3. Scrape tip again  until slight crow
4. Then take from sides and adjust as necessary.

Transposition of Barret 1, $\frac{1}{2}$, and major and minor thirds above and below.



Phrasing



ta - ti

